



**Juntas** para a Linha de Empilhadeiras.

Catálogo 2023



138.074.072

JUNTA ESCAPE HYSTER MTR OPALA  
Cód orig 803588



138.074.106

JUNTA ESCAPE VORTEK  
Cód orig 1580029




138.074.104

JUNTA DE ESCAPE YALE  
Cód orig 580054719



138.074.105

JUNTA DE ESCAPE YALE  
Cód orig 925341



138.074.108

JUNTA DE ESCAPE YALE  
Cód orig 580054717



138.071.107

JUNTA DE ESCAPE YALE  
Cód orig 1402189



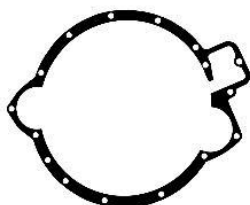
138.085.058

JTA BBA TRANSMI YALE GP 5  
Cód orig 911264400




138.159.005

JUNTA CARÇAÇA EMBR HYSTER  
Cód orig 172051




138.160.004

JUNTA CARÇAÇA EMBR CLARK C300  
PV  
Cód orig 3308813



138.045.050

ANEL VEDAÇÃO 190X115X3 MM  
BORRACHA NITRILICA



137.087.081

JUNTA ROL BRAÇO CENTRAL CLARK  
300  
Cód orig 128515



138.087.082

TIRA FELTRO TANQUE HYSTER 50 X 3,5  
X 5,0MM  
Cód orig 112444



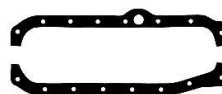
138.028.028

JUNTA TAMPA VALVULA  
BR13270E3400  
Cód orig BR13270E3400



138.027.002

JTA TPA VLV EMPILHADEIRA TOYOTA  
2FG/3FG




138.026.078

JG JTA CRT VORTEK V6 –  
EMPILHADEIRA



138.025.036

JUNTA CARTER EMPILHADEIRA MAZDA  
Cód orig 1361682



138.024.043

JUNTA INF TPA DISTR CLARK C300  
Cód orig 120772



138.025.021

JUNTA INF TPA DISTR CLARK C300  
Cód orig 3306732



138.025.031

JUNTA FILTRO HIDR HYSTER LINHA  
KNJA  
Cód orig 262131



138.024.044

JUNTA BOCAL TANQUE HIDRAULICO  
HYSTER  
Cód orig 119934



138.025.068

JUNTA BOIA TANQUE HYSTER-YALE  
Cód orig 150774



138.025.034

JUNTA CRT EMPILHADEIRA  
MITSUBISHI  
Cód orig 919794



138.032.074

JUNTA TPA TANQUE HIDR HYSTER  
Cód orig 807971



138.092.083

CALCO DIFERENCIAL HYSTER  
Cód orig 223597



138.095.083

CALCO DIFERENCIAL 80J 55N HYSTER  
Cód orig 200105



138.092.087

CALCO DA REVERSAO HYSTER  
Cód orig 132482



138.093.087

CALCO DA REVERSAO HYSTER  
Cód orig 132480




138.095.087

CALCO DA REVERSAO HYSTER  
Cód orig 132481



138.092.090

CALCO TRUCK 80XL2 90 120 HYSTER  
Cód orig 185857




138.093.090

CALCO TRUCK 80XL2 90 120 HYSTER  
Cód orig 185856



138.095.090

CALCO TRUCK 80XL2 90 120 HYSTER  
Cód orig 185858



138.093.085

CALCO DO REDUTOR HYSTER  
Cód orig 132485



138.095.085

CALCO DO REDUTOR HYSTER  
Cód orig 132486



138.093.097

CALCO EIXO DIRECIONAL C300 GPY CFY  
CLARK  
Cód orig 100194



138.095.097

CALCO ROLETE TORRE H80J 150J  
HYSTER  
Cód orig 110519



138.093.099

CALCO FITA ENCOSTO HYSTER  
Cód orig 131716



138.095.099

CALCO FITA ENCOSTO HYSTER  
Cód orig 131716



138.093.101

CALCO FITA ENCOSTO HYSTER  
Cód orig 161273



138.095.101

CALCO FITA ENCOSTO HYSTER  
Cód orig 161273



138.095.093

CALCO ROLETE DA TORRE 55N HYSTER  
Cód orig 129387



138.095.094

CALCO ROLAMENTO TORRE  
MITSUBISHI  
Cód orig 9421010911



138.093.095

CALCO TRUCK 80J 55N 150 HYSTER  
Cód orig 130835-538031



138.095.095

CALCO TRUCK 80J 55N 150 HYSTER  
Cód orig 130836-638031



138.001.048

JTA CX EMPILHADEIRA – FLANGE  
Cód orig 3312797



138.002.007

JUNTA TRANSMISSAO KOMATSU T2




138.002.051

JUNTA SUP BBA HIDRAULICO CLARK  
C300  
Cód orig 3306667



138.002.009

JUNTA GOVERNO C300 HY  
Cód orig 3306691



138.002.010

JUNTA MOTOR PARTIDA HYSTER-  
CLARK  
Cód orig 178470-391772



138.002.011

JUNTA 828264  
Cód orig 818264



138.002.035

JTA BOMBA DE CARGA TRANSMISSÃO  
Cód orig 1334771



138.002.049

JUNTA CAMARA D'AGUA HYSTER  
Cód orig 127284




138.002.067

JUNTA – 137868  
Cód orig 137868



138.002.079

JTA CANO D'AGUA EMPILHADEIRA  
MTR OPALA  
Cód orig 7101653



138.003.065

JUNTA MOTOR PARTIDA YALE MTR OPALA  
Cód orig 7103048




138.003.080

JTA TERMOSTATO EMPILHADEIRA  
MTR OPALA  
Cód orig 7101654



138.002.055

JUNTA SUPORTE TPA DISTR CLARK  
C300  
Cód orig 3306606



138.003.030

JUNTA CAIXA REVERSÃO HYSTER  
Cód orig 107937



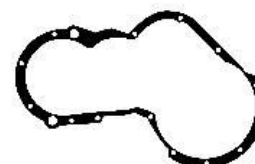
138.002.022

JUNTA CAIXA REVERSÃO HYSTER  
Cód orig 3308147




138.002.017

JUNTA BBA HIDRAULICO CLARK  
Cód orig 762746




138.002.052

JUNTA TPA DISTR CLARK C300  
Cód orig 3306608



138.069.005

JTA CAB EMP KOMATSU MTR NISSAN  
40  
Cód orig 11044-50K00



138.069.003

JUNTA CAB EMPILHADEIRA TOYOTA  
2FG / 3FG




138.068.066

JUNTA ESCAPE - 803559  
Cód orig 803559



138.068.038

JUNTA ESCAPE EMIPHL (OVAL 2 FUROS)  
Cód orig BRASLIFT



138.068.039

JTA ESCAPE CLARK - 2790322  
Cód orig 2790322



138.068.045

JUNTA ESC EMPILHADEIRA HYSTER -  
QUAD  
Cód orig 1338308



138.068.070

JUNTA ESCAPE HYSTER - 804063  
Cód orig 804063



138.068.071

JUNTA ESC FLEX EMPILH HYSTER  
Cód orig 807441



138.068.027

JUNTA ADM / COL EMPILHADEIRA - J12  
Cód orig BR14035-50K00



138.068.001

JUNTA ADM EMPILHADEIRA TOYOTA  
2FG/3FG



138.068.026

JUNTA ADM/COL EMPILHADEIRA  
Cód orig BR14035-00H00



138.068.041

JUNTA COL ESCAPE EMPILHADEIRA  
MAZDA  
Cód orig 1361747



138.068.042

JTA COLETOR DE ESCAPE EMPILHADEIRA  
MITSUBISHI  
Cód orig 918537




138.068.069

JTA DE ESCAPE DA CLARK C300  
Cód orig 3306497



138.069.006

JUNTA CABEÇOTE KOMATSU MTR  
NISSAN  
Cód orig 11044-K8700



138.076.014

JUNTA ESCAPE HYSTER H55  
Cód orig 308995



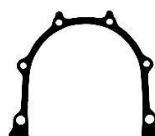
138.004.059

JUNTA REVERSAO HYSTER  
Cód orig 804025




138.004.054

JUNTA SUPERIOR CARÇAÇA HYSTER  
Cód orig 172070



138.004.061

JTA MANCAL TRAZ MAZDA  
EMPILHADEIRA  
Cód orig 1361690



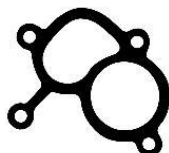
138.004.062

JTA CX EMPILHADEIRA (20 FUROS)  
Cód orig 2788322



138.004.063

JTA CX EMPILHADEIRA (13 FUROS)  
Cód orig 2788323




138.005.012

JTA SAIDA CAB YALE / HISTER MTR  
MAZDA  
Cód orig 1361679



138.005.016

JTA TV CONTROLE TRANSMISSÃO  
Cód orig 1302972/1388753



138.005.040

JTA GOVERNADOR EMPILHADEIRA –  
50425  
Cód orig 50425



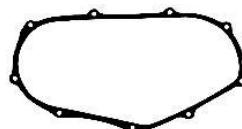
138.005.047

JUNTA CARÇAÇA MTR KOMATSU



138.005.053

JUNTA TRASEIRA CARÇAÇA EMBR  
CLARK  
Cód orig 2362004



138.005.056

JUNTA TAMPA LATERAL KOMATSU  
10F



138.005.057

JUNTA TPA TRAS HYSTER  
Cód orig 803169



138.005.032

JTA ADM MITSUBISHI EMPILHADEIRA  
Cód orig 918724



138.005.033

JTA ADM EMPILHADEIRA MAZDA 2.0  
Cód orig 1361742



138.005.055

JTA SUPORTE TPA DISTR CLARK C300  
Cód orig 3306606




138.005.023

JUNTA SUPORTE TPA DISTR CLARK  
C300  
Cód orig 845108




138.005.064

JUNTA DIFERENCIAL KOMATSU NOVO



138.009.018

JTA VALVULA DE CONTROLE HYSTER  
(1386940)  
Cód orig 1350276



138.011.074

JUNTA VLV TRANSMISSÃO YALE GP25  
Cód orig 915521400



138.011.015

JTA CX HIDRAULICO YALE  
Cód orig 913764600



138.005.059

JUNTA REVERSAO HYSTER  
Cód orig 804025



138.004.005

JUNTA CARÇAÇA EMBR HYSTER  
Cód orig 172051




138.005.004

JUNTA CARÇAÇA EMBREAGEM CLARK  
C300 PH  
Cód orig 3308813



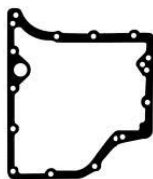
138.005.005

JUNTA CARÇAÇA EMBREAGEM  
HYSTER-GROSSA /ESPECIAL  
Cód orig 172051



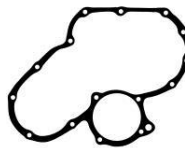
138.005.019

JUNTA CARÇAÇA EMBR CLARK C300  
Cód orig 2361778




138.005.020

JUNTA TRANSMISSAO HYSTER 55XM  
Cód orig 1334772



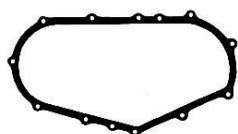
138.005.037

JUNTA TOMADA DE FORÇA HSSA/YALE  
50  
Cód orig 845094



138.005.046

JUNTA CAIXA TPA QUADRADA 14  
FUROS



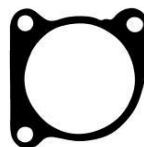
138.005.060

JUNTA TAMPA LATERAL KOMATSU  
13F



138.009.005

JUNTA CARÇAÇA EMBR HYSTER (NA  
1002)  
Cód orig 172051



138.005.010

JUNTA MOTOR PARTIDA  
CLARK/HYSTER  
Cód orig 391772/178470




138.005.022

JUNTA DA BOMBA D'ÁGUA CLARK  
C300  
Cód orig 3308147



10602-SC

JUNTA CABEÇOTE HYSTER C/MOTOR  
OPALA 4 CIL  
Cód orig 818537



10701-SC

JTA CABEÇOTE HYSTER C/MOTOR  
OPALA 6 CIL  
Cód orig 818734



10804-SC

JTA CABEÇOTE MOTOR GM 2.4



10804-MLS

JTA CABEÇOTE MOTOR GM 2.4  
Cód orig 1584141



10626-CB

JTA TPA VLV HYSTER MOTOR OPALA 4  
CIL  
Cód orig 818538




10726-CB

JTA TPA VLV HYSTER MOTOR OPALA 6  
CIL  
Cód orig 818737



10126-BO

JTA TAMPA DE VALVULA MOTOR  
VORTEC 4.3 V6  
Cód orig 1374293



10627-CB

JTA LAT VALV HYSTER MOTOR OPALA  
4 CIL  
Cód orig 818525




10727-CB

JTA LAT VALV HYSTER MOTOR OPALA  
6 CIL  
Cód orig 818727



10826-CB

JTA TPA VALV MOTOR GM 2.4  
Cód orig 1584464



10121-F

JG JTA COLETOR MOTOR VORTEC 4.3 V6  
Cód orig 1398024



10821-SC

JTA COL ESCAPE MOTOR GM 2.4  
Cód orig 1584475



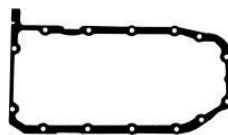
**10.122-PAK**

JG JTA ADMISSÃO MOTOR VORTEC 4.3 V6  
Cód orig 1386187




**10.824-SC**

JTA ADMISSÃO MOTOR GM 2.4  
Cód orig 1584464




**10.019-BI**

JTA CARTER MOTOR GM 2.4



**10.116-BO**

JTA CARTER MOTOR VORTEC 4.3 V6  
Cód orig 1386184



**10.616-CB**

JG JTAS CARTER HYSTER C/MOTOR OPALA 4 CIL  
Cód orig 818561



**10.102-KTRT**

KIT RETENTOR MOTOR VORTEC 4.3 V6  
Cód orig 1460331



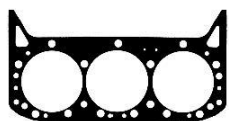
**10622-SC**

JTA COLETOR ESCAPE HYSTER MOTOR MTR OPALA 4 CIL



**10722-SC**

JTA COLETOR ESCAPE HYSTER MOTOR MTR OPALA 6 CIL



**10101-SC**

JTA CABEÇOTE VORTEK



**35626-BO**

JTA TAMPA DE VÁLVULA MAZDA MTR FE



**17003-SC**

JTA CABEÇOTE MTR MITSUBISHI 2.0 8V



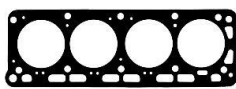
**35603-SC**

JTA CABEÇOTE HYSTER MTR MAZDA



**35602-SC**

JTA CAEÇOTE HYSTER MTR MAZDA




**19303-SC**

JTA CABEÇOTE NISSAN 89mm




**19302-SC**

JTA CABEÇOTE NISSAN MOTOR H20 2.0



**19301-SC**

JTA CABEÇOTE NISSAN 2.5 93mm



**11.186A**

JUNTA RETENTORA EIXO PRINCIPAL



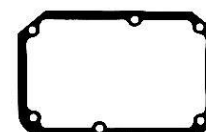
**11.186B**

JUNTA TOMADA DE FORÇA



**11.186C**

JUNTA RÉGUA TRAVA



**11.186D**

JUNTA TAMPA CÂMBIO





11.186E

JUNTA RETENTORA ENGRANAGEM PRINCIPAL



11.186F

JUNTA TAMPA RETENTORAL




127284



138025036



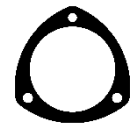
138005060



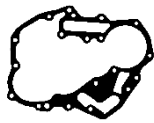
138005115



138005116



138068073



138004062



138004063



3231536760-71

TOYOTA 8FG




3231636760-71


TOYOTA 8FG



3271736761-71



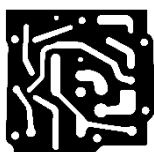
32762-26610-71



32763-26610-71



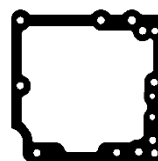
580056276




915521400



AMOSTRA 001



AMOSTRA 002




AMOSTRA 003




AMOSTRA 004



AMOSTRA 005




AMOSTRA 006




AMOSTRA 007



AMOSTRA 008




AMOSTRA 009



AMOSTRA 010



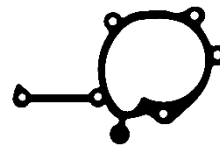
AMOSTRA 011



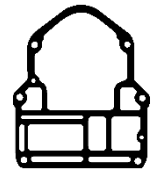
32762-26610-71



AMOSTRA 013



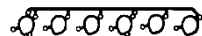
AMOSTRA 014



AMOSTRA 015



AMOSTRA 016



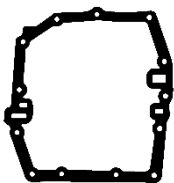
AMOSTRA 017



AMOSTRA 018




AMOSTRA 019



AMOSTRA 020

TOYOTA




AMOSTRA 021



AMOSTRA 022



AMOSTRA 023



AMOSTRA 024

TOYOTA