



1.0 8V 4C - CLIO/R9/R11/SUPER 5/EXPRESS: 1.0 8V - MTR C1E/C1C - CARBURADOR - GAS

15607-JGCB	JG JTA MTR S/ CAB	15607-JGRS	JG RETIF MTR S/ CAB
15607-JGSC	JG JTA MTR C/ CAB DE FIBRA	15607-JGRV	JG RETIF MTR C/ CAB DE FIBRA
15607-JRSC	JG JTA MTR C/ CAB DE FIBRA E C/ RET	15607-JRRV	JG RETIF MTR C/ CAB DE FIBRA E RET



15604 SC - 1,4 MM - CIL. 72 MM
15601 KT - 2,4 MM - CIL. 72 MM
JTA CABEÇOTE



5626 BO
JTA TAMPA VÁLVULAS

000
15633 NA
JTA PARAFUSO TAMPA VÁLVULAS



15621 F
JTA COLETOR ESCAPE

15626 KTBO
KIT JTA TAMPA VÁLVULAS



15659 NA
JTA BASE



15635 NA
JTA SUPERIOR
BBA D AGUA



15622 F
JTA ESCAPE



15634 NA
JTA D GUA TRAS. CAB

JG JTA RETIFICAÇÃO



15636 NA
JTA BBA D AGUA



15629 NA
JTA DISTRIBUIÇÃO



55671 JGSI
JG ANEIS BORRACHA
CAMISA



11272 NA
JTA BBA COMB.



15638 NA
JTA BBA



260812



161420



161622



15616 CB

15609-KP
KIT PARAFUSOS DO CABEÇOTE

15609-KTRT
KIT DE RETENORES DO MOTOR
RETENORES DE VÁLVULAS-07X10,5X10,5



121291

RET VIRABREQUIM DIANT.

35X50X10



1150172

RET VIRABREQUIM TRAS.


80X100X13



1150272

1.0 8V 4C - CLIO / KANGOO / TWINGO : 96/ - MTR D7D/D7F - GAS

15006-JGCB	JG JTA MTR S/ CAB	15006-JGRS	JG RETIF MTR S/ CAB
15006-JGSC	JG JTA MTR C/ CAB DE FIBRA	15006-JGRV	JG RETIF MTR C/ CAB DE FIBRA
15006-JGML	JG JTA MTR C/ CAB DE CHAPA	15006-JGRM	JG RETIF MTR C/ CAB DE CHAPA
15006-JRSC	JG JTA MTR C/ CAB DE FIBRA E C/ RET	15006-JRRV	JG RETIF MTR C/ CAB DE FIBRA E RET
15006-JRML	JG JTA MTR C/ CAB DE CHAPA E C/ RET	15006-JRRM	JG RETIF MTR C/ CAB DE CHAPA E RET



15001 SC - 1,4 MM - CIL. 70 MM
15001 MLS - 1,2 MM - CIL. 70 MM
15001 KT - 2,4 MM - CIL. 70 MM
JTA CABEÇOTE



15027 NA
JTA TAMPA VÁLVULAS /99



15026 BO
JTA TAMPA VÁLVULAS
BORRACHA 00/



16125 F
JTA COLETOR ESCAPE



15018 JGBO
JTA ADMISSÃO



15063 PAK
GAXETA ESCAPE



15006 KTBO
KIT BORRACHAS
MOTOR

15032 BO
JTA VALV
TERMOSTÁTICA

JG JTA RETIFICAÇÃO



15134 NA
JTA



15135 NA
JTA



15136 NA
JTA



15137 NA



OR4-009
ANEL



261418
ARRUELA
14X18X1,5
AL



261622
ARRUELA
BUJÃO
CARTER



15132 NA
JTA BBA AGUA



15129 NA
JTA TD/BBA OLEO



15143 NA
JTA MANCAL TRAS.



15016 NA

15006-KP KIT PARAFUSOS DO CABEÇOTE

15006-KTRT KIT DE RETENORES DO MOTOR

RET VALVULAS-06X11X20



1250086

RET VIRABREQUIM DIANT.

32X44X06



1150186

RET COMANDO-30X42X07



1145093

RET VIRABREQUIM TRAS.

70X86X08



1150286

1.0 16V 4C - RENAULT - CLIO/KANGOO/TWINGO: 01/ - MTR D4D/D4F - GAS

1.0 16V 4C - PEUGEOT - 206 00/ - MTR D4D/D4F - GAS

15106-JGCB	JG JTA MTR S/ CAB	15106-JGRS	JG RETIF MTR S/ CAB
15106-JGSC	JG JTA MTR C/ CAB DE FIBRA	15106-JGRV	JG RETIF MTR C/ CAB DE FIBRA
15106-JGML	JG JTA MTR C/ CAB DE CHAPA	15106-JGRM	JG RETIF MTR C/ CAB DE CHAPA
15106-JRSC	JG JTA MTR C/ CAB DE FIBRA E C/ RET	15106-JRRV	JG RETIF MTR C/ CAB DE FIBRA E RET
15106-JRML	JG JTA MTR C/ CAB DE CHAPA E C/ RET	15106-JRRM	JG RETIF MTR C/ CAB DE CHAPA E RET



15101 SC - 1,2 MM - CIL. 70 MM
15101 MLS - 0,5 MM - CIL. 70 MM
15101 MLS-2M - 1,5 MM - CIL. 70 MM
15101 KT - 2,2 MM - CIL. 70 MM
JUNTA DO CABEÇOTE



15126 BO JTA TAMPAS VÁLVULAS



15145 BO JGVEDADORES TV



15127 BO



16324 F




15118 JGBO
JTA ADMISSÃO



15663 PAK
GAXETA ESCAPE



15144 BO



15106 KTBO
KIT BORRACHAS
MOTOR

15032 BO
JTA VALV
TERMOSTÁTICA

15126 KTBO KIT VEDADORES TV

JG JTA RETIFICAÇÃO



15134 NA
JTA



15135 NA
JTA



15136 NA
JTA



15137 NA



OR4-009
ANEL



261418
ARRUELA
14X18X1,5
AL



261622
ARRUELA
BUJÃO
CARTER



15132 NA
JTA BBA AGUA



15129 NA
JTA TD/BBA OLEO



15143 NA
JTA MANCAL TRAS.



15016 NA

XXXXX-KP
KIT PARAFUSOS DO CABEÇOTE

15106-KTRT

KIT DE RETENORES DO MOTOR

RET VALV. -5,5X11X17,2



1250087

RET VIRABREQUIM DIANT.

32X44X06



1150186

RET COMANDO-28X47X08



1150087

RET VIRABREQUIM TRAS.

70X86X08



1150286

1.0 16V 4C - LOGAN/SANDERO/CLIO/KANGOO/TWINGO : 03/ - MTR D4DHIFLEX/D4F/708/730/740 - HIFLEX

15109-JGCB	JG JTA MTR S/ CAB	15109-JGRS	JG RETIF MTR S/ CAB
15109-JGSC	JG JTA MTR C/ CAB DE FIBRA	15109-JGRV	JG RETIF MTR C/ CAB DE FIBRA
15109-JGML	JG JTA MTR C/ CAB DE CHAPA	15109-JGRM	JG RETIF MTR C/ CAB DE CHAPA
15109-JRSC	JG JTA MTR C/ CAB DE FIBRA E C/ RET	15109-JRRV	JG RETIF MTR C/ CAB DE FIBRA E RET
15109-JRML	JG JTA MTR C/ CAB DE CHAPA E C/ RET	15109-JRRM	JG RETIF MTR C/ CAB DE CHAPA E RET



15101 SC - 1,2 MM - CIL. 70 MM
15101 MLS - 0,5 MM - CIL. 70 MM
15101 MLS-2M - 1,5 MM - CIL. 70 MM
15101 KT - 2,2 MM - CIL. 70 MM
JUNTA DO CABEÇOTE



15128 BO JTA TAMP VÁLVULAS
15145 BO JGVEDADORES TV
15128 KTBO KIT VEDADORES TV




16324 F



15118 JGBO
JTA ADMISSÃO



15663 PAK
GAXETA DO ESCAPE



15106 KTBO
KIT BORRACHAS

15032 BO
JTA VALV
TERMOSTÁTICA

JG JTA RETIFICAÇÃO



15134 NA
JTA



15135 NA
JTA



OR4-009
ANEL



261418
ARRUELA
14X18X1,5
AL



261622
ARRUELA
BUJÃO CARTER
-ALUMÍNIO



15132 NA
JTA BBA AGUA



15129 NA
JTA TD/BBA OLEO



15143 NA
JTA MANCAL TRAS.



15016 NA

XXXXX-KP KIT PARAFUSOS DO CABEÇOTE

15109-KTRT KIT DE RETENORES DO MOTOR

RET VALV. -5.5X09X08



1250173

RET VIRABREQUIM DIANT.

32X44X06



1150186

RET COMANDO-28X47X08



1150087

RET VIRABREQUIM TRAS.

70X86X08



1150286

1.3 8V 4C - CLIO/TWINGO/EXPRESS : 92/ - MTR C3G - GAS

15606-JGCB	JG JTA MTR S/ CAB	15606-JGRS	JG RETIF MTR S/ CAB
15606-JGSC	JG JTA MTR C/ CAB DE FIBRA	15606-JGRV	JG RETIF MTR C/ CAB DE FIBRA
15606-JRSC	JG JTA MTR C/ CAB DE FIBRA E C/ RET	15606-JRRV	JG RETIF MTR C/ CAB DE FIBRA E RET



15601 SC - 1,4 MM - CIL. 75 MM
15601 KT - 2,4 MM - CIL. 75 MM
JTA CABEÇOTE



15626 BO
JTA TAMPA VÁLVULAS



15633 NA
JTA PARAFUSO TAMPA VÁLVULAS



15621 F
JTA COLETOR ESCAPE

15626 KTBO
KIT JTA TAMPA VÁLVULAS



15543 NA
JTA INJ. ELETRÔNICA



15622 F
JTA ESCAPE



15635 NA
JTA SUPERIOR BBA D AGUA



11632 CB
JTA TPA. ÓLEO



15634 NA
JTA D GUA TRAS. CAB

JG JTA RETIFICAÇÃO



15636 NA
JTA BBA D AGUA



15629 NA
JTA DISTRIBUIÇÃO



55671 JGSI
JG ANEIS BORRACHA
CAMISA



15638 NA
JTA BBA



11833 NA



260812



161420



161622
ARRUELA BUJÃO
CARTER



15616 CB

15609-KP KIT PARAFUSOS DO CABEÇOTE

15609-KTRT KIT DE RETENORES DO MOTOR RETENORES DE VÁLVULAS-07X10,5X10,5



1212919

RET VIRABREQUIM DIANT.

35X50X10



1150172

RET VIRABREQUIM TRAS.

80X100X13




1150272

1.3/1.4 8V 4C - R9/R11/R19/SUPER 5/EXPRESS : /97 - MTR C1J/C2J/C3J - CARBURADOR - GAS / ALC

15608-JGCB	JG JTA MTR S/ CAB	15608-JGRS	JG RETIF MTR S/ CAB
15608-JGSC	JG JTA MTR C/ CAB DE FIBRA	15608-JGRV	JG RETIF MTR C/ CAB DE FIBRA
15608-JRSC	JG JTA MTR C/ CAB DE FIBRA E C/ RET	15608-JRRV	JG RETIF MTR C/ CAB DE FIBRA E RET



15601 SC - 1,4 MM - CIL. 75 MM
15601 KT - 2,4 MM - CIL. 75 MM
JTA CABEÇOTE



11226 BO
JTA TAMPA VÁLVULAS



15633 NA
JTA PARAFUSO TAMPA VÁLVULAS



15621 F
JTA COLETOR ESCAPE



15659 NA
JTA BASE



15635 NA
JTA SUPERIOR
BBA D AGUA



15622 F
JTA ESCAPE



15634 NA
JTA D GUA TRAS. CAB

15627 KTBO
JTA TAMPA VÁLVULAS

JG JTA RETIFICAÇÃO



15636 NA
JTA BBA D AGUA



15629 NA
JTA DISTRIBUIÇÃO



55671 JGSI
JG ANEIS BORRACHA
CAMISA



11272 NA
JTA BBA COMB.



15638 NA
JTA BBA



260812



161420



161622



15616 CB

15609-KP

KIT PARAFUSOS DO CABEÇOTE

15609-KTRT

**KIT DE RETENORES DO MOTOR
RETENORES DE VÁLVULAS-07X10,5X10,5**



121291

RET VIRABREQUIM DIANT.

35X50X10



1150172

RET VIRABREQUIM TRAS.

80X100X13



1150272

1.4/1.6 8V 4C - CLIO/R09/11/19/21/TRAFFIC/SUPER 5 : /95 - MTR F3N - GAS

1.8 8V 4C - CLIO/R09/11/19/21/TRAFFIC : /95 - MTR F1N/2N - GAS

15707-JGCB JG JTA MTR S/ CAB

15707-JGRS JG RETIF MTR S/ CAB

15707-JGSC JG JTA MTR C/ CAB DE FIBRA

15707-JGRV JG RETIF MTR C/ CAB DE FIBRA

15707-JRSC JG JTA MTR C/ CAB DE FIBRA E C/ RET

15707-JRRV JG RETIF MTR C/ CAB DE FIBRA E RET




15702 SC 1,6 MM
15702 KT 2,6 MM
JTA CABEÇOTE



15726 BO



15723 F
JTA COLETOR ESCAPE



15706 KTBO
KIT BORRACHAS



15769 NA
JTA BASE



15734 NA
JTA



15763 PAK
GAXETA ESCAPE



15719 PAK
JTA ADMISSÃO PEQUENA


JG JTA RETIFICAÇÃO



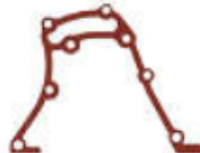
15733 NA



15731 NA
JTA BBA AGUA



15706 KTAR
KIT ARRUELAS



15329 NA
JTA TPA.



15736 NA
JTA PONTA EIXO



15716 NA

15706-KP

KIT PARAFUSOS DO CABEÇOTE

15706-KTRT

KIT DE RETENORES DO MOTOR

RET VALVULAS-08X11X10



1212544

R CMD:-22X45X08/25X42X08



1150076 / 1150376

RET VIRABREQUIM DIANT.

50X68X10 / 42X54X6,7



1150102



1150110

RET VIRABREQUIM TRAS.

85X105X6,8/11



1151110

1.6 8V 4C - CLIO/PICK UP EXPRESS/R19 : 96/98 - MTR C3L INJEÇÃO (ARGENTINO) - GAS

15609-JGCB	JG JTA MTR S/ CAB	15609-JGRS	JG RETIF MTR S/ CAB
15609-JGSC	JG JTA MTR C/ CAB DE FIBRA	15609-JGRV	JG RETIF MTR C/ CAB DE FIBRA
15609-JRSC	JG JTA MTR C/ CAB DE FIBRA E C/ RET	15609-JRRV	JG RETIF MTR C/ CAB DE FIBRA E RET



15602 SC - 1,4 MM - CIL. 78 MM
15602 KT - 2,4 MM - CIL. 78 MM
15602 TB - 1,9 MM - CIL. 78 MM



15626 BO
JTA TAMPA VÁLVULAS



15633 NA
JTA PARAFUSO TAMPA VÁLVULAS



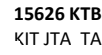
15621 F
JTA COLETOR ESCAPE



15057 NA
JTA INJ. ELETRÔNICA



15570-A-NA
JTA INJ. ELETRÔNICA



15626 KTBO
KIT JTA TAMPA VÁLVULAS



11632 CB
JTA TPA. ÓLEO



15538 NA
JTA ENTRE COLETORES



15543 NA
JTA INJ. ELETRÔNICA



15056 NA
JTA INJ. ELETRÔNICA



15622 F
JTA ESCAPE



15635 NA
JTA SUPERIOR BBA D AGUA



15634 NA
JTA D AGUA TRAS. CAB.



15743 NA
JTA ENTRE COLETORES

JG JTA RETIFICAÇÃO



15636 NA
JTA BBA D AGUA



15629 NA
JTA DISTRIBUIÇÃO



55671 JGSI
JG ANEIS BORRACHA CAMISA



15637 NA



15638 NA
JTA BBA



11833 NA



260812



161420



161622
ARRUELA BUJÃO CARTER



15615 CB

15609-KP KIT PARAFUSOS DO CABEÇOTE

15609-KTRT KIT DE RETENORES DO MOTOR RETENORES DE VÁLVULAS-07X10,5X10,5



1212919

RET VIRABREQUIM DIANT.

35X50X10



1150172

RET VIRABREQUIM TRAS.

80X100X13



1150272

1.6 8V 4C - CLIO / SCENIC / KANGOO / MEGANE : 96/ - MTR K7M - GAS

15207-JGCB	JG JTA MTR S/ CAB	15207-JGRS	JG RETIF MTR S/ CAB
15207-JGSC	JG JTA MTR C/ CAB DE FIBRA	15207-JGRV	JG RETIF MTR C/ CAB DE FIBRA
15207-JRSC	JG JTA MTR C/ CAB DE FIBRA E C/ RET	15207-JRRV	JG RETIF MTR C/ CAB DE FIBRA E RET



15501 SC - 1,6 MM - CIL. 80 MM
15501 KT - 2,9 MM - CIL. 80 MM
JTA CABEÇOTE



15625 NA
JTA TAMPA VÁLVULAS



15624 F
JTA COLETOR ESCAPE



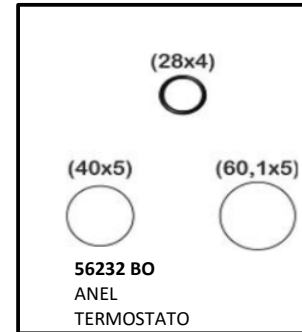
15120 NA
JTA ADMISSÃO



15665 PAK
GAXETA ESCAPE



15119 JGBO
JTA ADMISSÃO



56232 BO
ANEL
TERMOSTATO

JG JTA RETIFICAÇÃO



261622
ANEL BUJÃO




15232 NA
JTA BBA AGUA



15537 NA
JTA BBA
COMBÚSTIVEL



15536 PAK
JTA COMANDO



15216 BO

15207-KP KIT PARAFUSOS DO CABEÇOTE

15207-KTRT KIT DE RETENORES DO MOTOR

RET VALVULAS-07X10X10



1213044

RET VIRABREQUIM DIANT.

35X47X07



1150002

RET COMANDO-30X42X07



1145093

RET VIRABREUIM TRAS.


80X100X10



1152114

1.6 8V 4C - SANDERO / LOGAN : 06/ - MTR K7M-710/718 - FLEX

15206-JGCB	JG JTA MTR S/ CAB	15206-JGRS	JG RETIF MTR S/ CAB
15206-JGSC	JG JTA MTR C/ CAB DE FIBRA	15206-JGRV	JG RETIF MTR C/ CAB DE FIBRA
15206-JGML	JG JTA MTR C/ CAB DE CHAPA	15206-JGRM	JG RETIF MTR C/ CAB DE CHAPA
15206-JRSC	JG JTA MTR C/ CAB DE FIBRA E C/ RET	15206-JRRV	JG RETIF MTR C/ CAB DE FIBRA E RET
15206-JRML	JG JTA MTR C/ CAB DE CHAPA E C/ RET	15206-JRRM	JG RETIF MTR C/ CAB DE CHAPA E RET



15202 SC - 1,2 MM - CIL. 80,5 MM
15202 MLS - 0,75 MM - CIL. 80,5 MM
15202 KT - 2,2 MM - CIL. 80,5 MM
JTA CABEÇOTE



15625 NA
JTA TAMPA VÁLVULAS



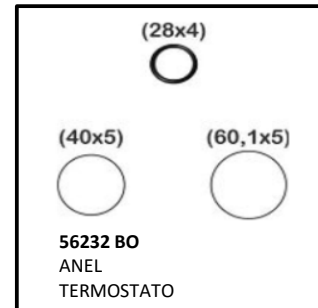
15223 F
JTA COLETOR ESCAPE



15119 JGBO
JTA ADMISSÃO



15229 NA
JTA TPA.DISTRIB./



56232 BO
ANEL
TERMOSTATO

15208 KTBO
KIT BORRACHAS
MOTOR

JG JTA RETIFICAÇÃO



261622
ANEL BUJÃO




15232 NA
JTA BBA AGUA



15230 NA
JTA BBA
COMBÚSTIVEL



15236 PAK
JTA COMANDO



15215 BO

15207KP KIT PARAFUSOS DO CABEÇOTE

15206-KTRT KIT DE RETENORES DO MOTOR

RET VALVULAS-07X10X10



1213044

RET VIRABREQUIM DIANT.

35X47X07



1150002

RET COMANDO-30X42X07



1145093

RET VIRABREQUIM TRAS.


80X100X08




1152114

1.6 16V 4C - CLIO / SCENIC / MEGANE / GRAN TUR / KANGOO / LOGAN / SANDERO : 99/ - MTR K4M - GAS / FLEX


15208-JGCB	JG JTA MTR S/ CAB	15208-JGRS	JG RETIF MTR S/ CAB
15208-JGSC	JG JTA MTR C/ CAB DE FIBRA	15208-JGRV	JG RETIF MTR C/ CAB DE FIBRA
15208-JGML	JG JTA MTR C/ CAB DE CHAPA	15208-JGRM	JG RETIF MTR C/ CAB DE CHAPA
15208-JRSC	JG JTA MTR C/ CAB DE FIBRA E C/ RET	15208-JRRV	JG RETIF MTR C/ CAB DE FIBRA E RET
15208-JRML	JG JTA MTR C/ CAB DE CHAPA E C/ RET	15208-JRRM	JG RETIF MTR C/ CAB DE CHAPA E RET




15201 SC - 1,6 MM - CIL. 80,5 MM
 15201 MLS - 1,6 MM - CIL. 80,5 MM
 15201 MLS-2M - 2,6 MM - CIL. 80,5 MM
 15201 KT - 2,6 MM - CIL. 80,5 MM
 JTA CABEÇOTE



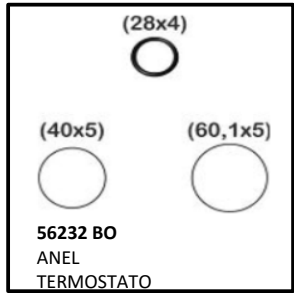
15221 F
ITA COL ESC




15234 NA
JTA TERMOSTATO




15222 PAK
JTA ESCAPE




(28x4)
(40x5) (60,1x5)
56232 BO
ANEL
TERMOSTATO



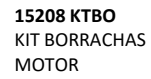
15219 F
JUNTA DA ADMISSÃO



15220 KTBO - KIT DE JUNTA
DA ADMISSÃO



15235 BO
JTA TERMOSTATO



15208 KTBO
KIT BORRACHAS
MOTOR

JG JTA RETIFICAÇÃO







261622
ANEL BUJÃO



15232 NA



15216 BO

<p>XXXXX-KP KIT PARAFUSOS DO CABEÇOTE</p>	<p>15208-KTRT KIT DE RETENORES DO MOTOR</p> <div style="display: flex; justify-content: space-around;"> <div style="width: 45%;"> <p>RET VALV. -5.5X11X17,5</p>  <p>1250108</p> <p>RET VIRABREQUIM DIANT.</p> <p>35X47X07</p>  <p>1150002</p> </div> <div style="width: 45%;"> <p>RET COMANDO-28X42X06</p>  <p>1150118</p> <p>RET VIRABREQUIM TRAS.</p> <p>80X100X10</p>  <p>1152114</p> </div> </div>
--	---

1.8 8V 4C - CLIO / LAGUNA / R19 / R21 / R9 / TRAFFIC / R11 : 91/98 - MTR F3N/F3P/F3R - GAS

2.0 8V 4C - SCENIC / MEGANE / LAGUNA : 94/ - MTR F3N/F3P/F3R - GAS


15706-JGCB	JG JTA MTR S/ CAB	15706-JGRS	JG RETIF MTR S/ CAB
15706-JGSC	JG JTA MTR C/ CAB DE FIBRA	15706-JGRV	JG RETIF MTR C/ CAB DE FIBRA
15706-JGML	JG JTA MTR C/ CAB DE CHAPA	15706-JGRM	JG RETIF MTR C/ CAB DE CHAPA
15706-JRSC	JG JTA MTR C/ CAB DE FIBRA E C/ RET	15706-JRRV	JG RETIF MTR C/ CAB DE FIBRA E RET
15706-JRML	JG JTA MTR C/ CAB DE CHAPA E C/ RET	15706-JRRM	JG RETIF MTR C/ CAB DE CHAPA E RET



15702 SC 1,6 MM
15702 KT 2,6 MM
JTA CABEÇOTE



15726 BO



15706 KTBO
KIT BORRACHAS



15721 F
JTA COLETOR ESCAPE



15769 NA
JTA BASE



15734 NA
JTA



15763 PAK
GAXETA ESCAPE



15719 PAK
JTA ADMISSÃO PEQUENA

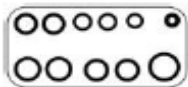
JG JTA RETIFICAÇÃO



15733 NA



15731 NA
JTA BBA AGUA



15706 KTAR
KIT ARRUELAS DO



15329 NA
JTA TPA.



15736 NA
JTA PONTA EIXO



15716 PAK

15706-KP
KIT PARAFUSOS DO CABEÇOTE

15708-KTRT
KIT DE RETENORES DO MOTOR

RET VALVULAS-08X11X10



1212544

R CMD:-22X45X08/25X42X08



1150076 / 1150376

RET VIRABREQUIM DIANT.

50X68X10 / 42X54X6,7



1150102



1150110

RET VIRABREQUIM TRAS.

85X105X6,8/11



1151110

1.8 8V 4C - CLIO / LAGUNA / R19 / R21 / R9 / TRAFFIC / R11 : 91/98 - MTR F3N/F3P/F3R - GAS

2.0 8V 4C - SCENIC / MEGANE / LAGUNA : 94/ - MTR F3N/F3P/F3R - GAS

15708-JGCB	JG JTA MTR S/ CAB	15708-JGRS	JG RETIF MTR S/ CAB
15708-JGSC	JG JTA MTR C/ CAB DE FIBRA	15708-JGRV	JG RETIF MTR C/ CAB DE FIBRA
15708-JGML	JG JTA MTR C/ CAB DE CHAPA	15708-JGRM	JG RETIF MTR C/ CAB DE CHAPA
15708-JRSC	JG JTA MTR C/ CAB DE FIBRA E C/ RET	15708-JRRV	JG RETIF MTR C/ CAB DE FIBRA E RET
15708-JRML	JG JTA MTR C/ CAB DE CHAPA E C/ RET	15708-JRRM	JG RETIF MTR C/ CAB DE CHAPA E RET



15702 SC - 1,4 MM - CIL. 83,5 MM
15702 KT - 2,4 MM - CIL. 83,5 MM



15726 BO




15721 F
JTA COLETOR ESCAPE



15769 NA
JTA BASE



15734 NA
JTA



15706 KTBO
KIT BORRACHAS



15719 PAK
JTA ADMISSÃO PEQUENA



15763 PAK
GAXETA ESCAPE


JG JTA RETIFICAÇÃO



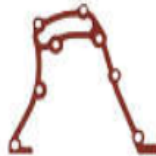
15733 NA



15731 NA
JTA BBA AGUA




15706 KTAR
KIT ARRUELAS DO



15329 NA
JTA TPA.



15736 NA
JTA PONTA EIXO



15316 BO

15706-KP
KIT PARAFUSOS DO CABEÇOTE

15708-KTRT
KIT DE RETENORES DO MOTOR

RET VALVULAS-08X11X10



1212544

R CMD:-22X45X08/25X42X08



1150076



/ 1150376

RET VIRABREQUIM DIANT.

50X68X10 / 42X54X6,7



1150102



1150110

RET VIRABREQUIM TRAS.

85X105X6,8/11



1151110


2.0/2.2 8V 4C - RENAULT - TRAFFIC / R18 / R25 / FUEGO : /99 - MTR J7T - 829/851 - GAS

2.0/2.2 8V 4C - GM - TRAFFIC /99 - MTR J7T - 829/851 - GAS

16006-JGCB	JG JTA MTR S/ CAB	16006-JGRS	JG RETIF MTR S/ CAB
16006-JGSC	JG JTA MTR C/ CAB DE FIBRA	16006-JGRV	JG RETIF MTR C/ CAB DE FIBRA
16006-JRSC	JG JTA MTR C/ CAB DE FIBRA E C/ RET	16006-JRRV	JG RETIF MTR C/ CAB DE FIBRA E RET



16001 SC - 1,6 MM - CIL. 89 MM
16001SC-1M - 1,8 MM - CIL. 89 MM
16001 KT - 2,9 MM - CIL. 89 MM
JTA CABEÇOTE



15526 BO



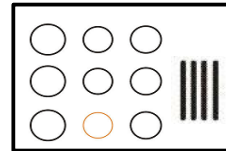
15521 F
JTA COLETOR ESCAPE



15518 NA
JTA ADMISSÃO



15522 F
JTA ESCAPE



16006 KTBO
KIT BORRACHAS
MOTOR



15549 NA
JTA



15536 NA
JTA



15537 NA
JTA

JG JTA RETIFICAÇÃO



15532 NA
JTA



15533 NA




15531 NA
JTA



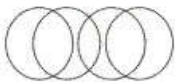
15543 NA
JTA



261622
ARRUELA BUJÃO



16516 CB



15571 JGSI
ANEL CAMISA MOTOR



15538 NA



15544 NA
JTA BBA OLEO



15541 NA
JTA

XXXXX-KP
KIT PARAFUSOS DO CABEÇOTE

16006-KTRT
KIT DE RETENORES DO MOTOR

RET VALVULAS-08X11X10



1212544

R CMD-35X47X07/30X47X07



1150002



/1151535

RET VIRABREQUIM DIANT.

50X68X10,5



1150102

RET VIRABREQUIM TRAS.

90X110X13



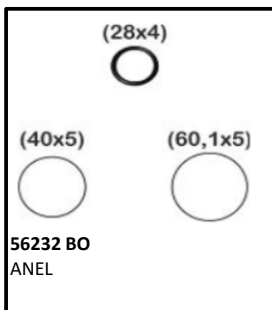
1150202

1.8/2.0 16V 4C - SCENIC/MEGANE/GRAND TUR/LAGUNA/GRAND ESCAPADE/ESPACE : 99-MTR F4P/F4R(DOHC) GAS

15306-JGCB	JG JTA MTR S/ CAB	15306-JGRS	JG RETIF MTR S/ CAB
15306-JGSC	JG JTA MTR C/ CAB DE FIBRA	15306-JGRV	JG RETIF MTR C/ CAB DE FIBRA
15306-JGML	JG JTA MTR C/ CAB DE CHAPA	15306-JGRM	JG RETIF MTR C/ CAB DE CHAPA
15306-JRSC	JG JTA MTR C/ CAB DE FIBRA E C/ RET	15306-JRRV	JG RETIF MTR C/ CAB DE FIBRA E RET
15306-JRML	JG JTA MTR C/ CAB DE CHAPA E C/ RET	15306-JRRM	JG RETIF MTR C/ CAB DE CHAPA E RET



15301 SC - 1,6 MM - CIL. 83,7 MM
15301 MLS - 1,0 MM - CIL. 83,7 MM
JTA CABEÇOTE



56232 BO
ANEL

15208 KTBO
KIT BORRACHAS MOTOR



15234 NA
JTA TERMOSTATO



15321 F
JTA COLETOR ESCAPE



15320 F
JTA COLETOR ESCAPE



15222 PAK
JTA ESCAPE



15318 F
JTA ADMISSÃO



15322 F
JTA ADMISSÃO



15220 KTBO


JG JTA RETIFICAÇÃO



15329 NA
JTA TPA.



15731 NA
JTA BBA AGUA



15316 BO

**15306-KP
KIT PARAFUSOS DO CABEÇOTE**

**15306-KTRT
KIT DE RETENORES DO MOTOR**

RET VALVULAS-5,5X11X17,5



1250108

RET VIRABREQUIM DIANT.

42X54X6,7



1150110

R CMD:-28X47X5,5/34X47X06



1154108 / 1152108

RET VIRABREQUIM TRAS.

85X105X6,8/11



1151110

2.0 16V 4C - DUSTER / OROCH : 13/ - DOHC - MTR HI-FLEX - FLEX

15307-JGCB	JG JTA MTR S/ CAB	15306-JGRS	JG RETIF MTR S/ CAB
15306-JGSC	JG JTA MTR C/ CAB DE FIBRA	15306-JGRV	JG RETIF MTR C/ CAB DE FIBRA
15306-JGML	JG JTA MTR C/ CAB DE CHAPA	15306-JGRM	JG RETIF MTR C/ CAB DE CHAPA
15306-JRSC	JG JTA MTR C/ CAB DE FIBRA E C/ RET	15306-JRRV	JG RETIF MTR C/ CAB DE FIBRA E RET
15306-JRML	JG JTA MTR C/ CAB DE CHAPA E C/ RET	15306-JRRM	JG RETIF MTR C/ CAB DE CHAPA E RET



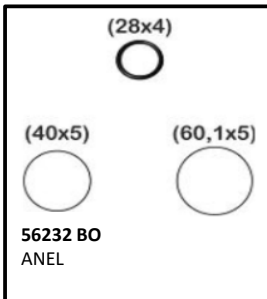
15301 SC
15301 MLS
JTA CABEÇOTE



15321 F
JTA COLETOR ESCAPE



15322 F
JTA ADMISSÃO



56232 BO
ANEL



15235 BO
JTA TERMOSTATO



15222 PAK
JTA ESCAPE



15220 KTBO

15208 KTBO
KIT BORRACHAS MOTOR

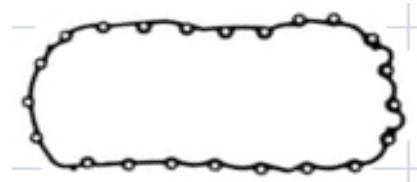
JG JTA RETIFICAÇÃO



15329 NA
JTA TPA.



15731 NA
JTA BBA AGUA



15317 BO

XXXXX-KP KIT PARAFUSOS DO CABEÇOTE

15306-KTRT KIT DE RETENORES DO MOTOR

RET VALVULAS-5,5X11X17,5



1250108

RET VIRABREQUIM DIANT.

42X54X6,7



1150110

R CMD:-28X47X5,5/34X47X06



1154108 / 1152108

RET VIRABREQUIM TRAS.

85X105X6,8/11




1151110

2.1 8V 4C - RENAULT - TRAFFIC / R21 / R25 / R30 / FUEGO : 81/97 - MTR J8S - 852 - DIESEL

2.1 8V 4C - GM - TRAFFIC /97 - MTR J8S - 852 - DIESEL

16106-JGCB	JG JTA MTR S/ CAB	16006-JGRS	JG RETIF MTR S/ CAB
16106-JGSC	JG JTA MTR C/ CAB DE FIBRA	16006-JGRV	JG RETIF MTR C/ CAB DE FIBRA
16106-JRSC	JG JTA MTR C/ CAB DE FIBRA E C/ RET	16006-JRRV	JG RETIF MTR C/ CAB DE FIBRA E RET



16101 SC - 1,6 MM - CIL. 89 MM
 16101 SC-2M - 1,7 MM - CIL. 89 MM
 16101 SC-3M - 1,8 MM - CIL. 89 MM
 16101 KT - 2,6 MM - CIL. 89 MM
 16101 TB - 2,1 MM - CIL. 89 MM



15527 PAK
 JTA TAMPA VÁLVULAS



15520 F
 JTA COLETOR ESCAPE/ADMISSÃO



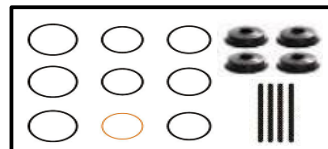
15536 NA
 JTA



15522 F
 JTA ESCAPE



15537 NA
 JTA



16106 KTBO - KIT DE BORRACHAS DO

JG JTA RETIFICAÇÃO



15540 NA
 JTA



15542 NA



15547 NA



15544 NA
 JTA



261622
 ARRUELA BUJÃO



56070 JGSI
 ANEL CAMISA MOTOR



56039 BO
 VEDADOR DO




15538 NA



15546 NA
 JTA



15541 NA
 JTA



16516 CB

XXXXX-KP KIT PARAFUSOS DO CABEÇOTE

16006-KTRT KIT DE RETENORES DO MOTOR

RET VALVULAS-08X11X10



1212544

RET VIRABREQUIM DIANT.

50X68X10,5



1150102

R CMD-35X47X07 / 30X47X07



1150002



/1151535

RET VIRABREQUIM TRAS.

90X110X13



1150202

2.3 16V 4C - MASTER III 13/ - MTR POWERTRAIN dCi/M9T - DIESEL

15806-JGCB	JG JTA MTR S/ CAB	15806-JGRS	JG RETIF MTR S/ CAB
15806-JGSC	JG JTA MTR C/ CAB DE FIBRA	15806-JGRV	JG RETIF MTR C/ CAB DE FIBRA
15806-JGML	JG JTA MTR C/ CAB DE CHAPA	15806-JGRM	JG RETIF MTR C/ CAB DE CHAPA
15806-JRSC	JG JTA MTR C/ CAB DE FIBRA E C/ RET	15806-JRRV	JG RETIF MTR C/ CAB DE FIBRA E RET
15806-JRML	JG JTA MTR C/ CAB DE CHAPA E C/ RET	15806-JRRM	JG RETIF MTR C/ CAB DE CHAPA E RET



15802 SC - 1,20 MM - CIL. 80,5 MM
15802 MLS- 0,75 MM - CIL. 80,5 MM
JTA CABEÇOTE



15818 KTBO - KIT JTAS ADMISSÃO - 5 PÇS



15824 MLS - JTA ADMISSÃO INTERNA



15827 BO - JUNTA DA SOBRE TAMPA DE VÁLVULAS



15823 F
15823 MLS

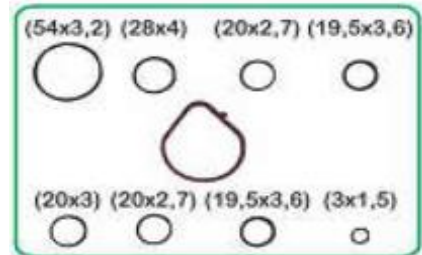
15819 KTBO - KIT DE JUNTAS DA ADMISSÃO - 6 PÇS



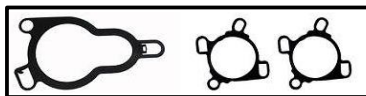
15825 F
JTA ESCAPE



15844 MLS
JTA



15806 KTBO-SUP
KIT BORRACHAS MOTOR SUPERIOR

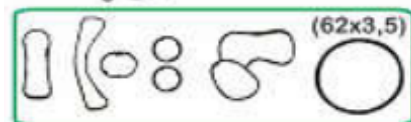


15836 KTMLS
KIT DE JUNTAS DA VÁLVULA EGR

JG JTA RETIFICAÇÃO



15833 JGCO
JOGO DE ARRUELAS DO MOTOR



15806 KTBO-INF

XXXXX-KP
KIT PARAFUSOS DO CABEÇOTE

15806-KTRT
KIT DE RETENORES DO MOTOR
RET VALVULAS-06X09X10 RET COMANDO-50X81X11,5



1219203



11500180

FLANGE GIRABREQUIM TRASEIRO



15806 FR

2.5 16V 4C - MASTER 01/ - MTR G9U / 720 / 730 / 750 / 754 - DIESEL

15807-JGCB	JG JTA MTR S/ CAB	15807-JGRS	JG RETIF MTR S/ CAB
15807-JGSC	JG JTA MTR C/ CAB DE FIBRA	15807-JGRV	JG RETIF MTR C/ CAB DE FIBRA
15807-JGML	JG JTA MTR C/ CAB DE CHAPA	15807-JGRM	JG RETIF MTR C/ CAB DE CHAPA
15807-JRSC	JG JTA MTR C/ CAB DE FIBRA E C/ RET	15807-JRRV	JG RETIF MTR C/ CAB DE FIBRA E RET
15807-JRML	JG JTA MTR C/ CAB DE CHAPA E C/ RET	15807-JRRM	JG RETIF MTR C/ CAB DE CHAPA E RET



15801 SC - 1,4 MM - CIL. 90 MM
 15801MLS - 1,3 MM - CIL. 90 MM
 15801 MLS-2M - 1,4 MM - CIL. 90 MM
 15801 MLS-3M - 1,5 MM - CIL. 90 MM
 15801 KT - 3,0 MM - CIL. 90 MM
 JTA CABEÇOTE



15826 BO - JTA TAMPA VÁLVULAS



15845 BO - JTA TAMPA VÁLVULAS



15846 JGBO - KIT ANEL PARAFUSOS TV

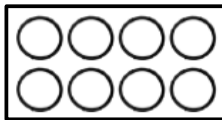
15826 KTBO - KIT JTA TAMPA VÁLVULAS



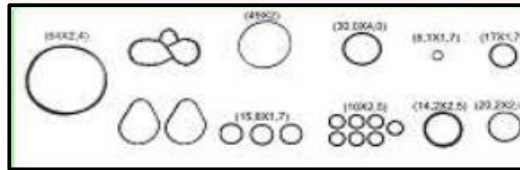
15821 F
 JTA COLETOR ESCAPE



15822 PAK
 JTA ESCAPE



15820 JG BO
 JTA ADMISSÃO



15806 KTBO
 KIT BORRACHAS
 MOTOR

JG JTA RETIFICAÇÃO



15830 BI
 JTA B D AGUA



15843 NA
 JTA




15845 PAK
 JTA



15829 MLS
 JTA DISTRIB. TRAS.



15828 MLS
 JTA
 DISTRIB. DIANT



15816 BO



15806 KTAR
 KIT ARRUELAS MOTOR

15807-KP
 KIT PARAFUSOS DO CABEÇOTE

15807-KTRT
 KIT DE RETENORES DO MOTOR

RET VALVULAS-06X09X10



1219203

RET VIRABREQUIM DIANT.

60X75X07 / 70X85X07



1150175 / 1151175

RET COMANDO-30X42X06



1145093







RET VIRABREQUIM TRAS.

93X108X07


















1152175











JOGOS DE JUNTAS DA INJEÇÃO ELETRÔNICA


					
11095	15170 SI	15171 SI	ORI 203	ORI 2116	ORI 2117
56050 B	Jogo para I.E – Renault Clio 1.6 16 V MPI				

								
11066	11084	56054 NA	56056 NA	56057 NA	ORI 014	ORI 018	ORI 2116	SCBQ 1006
SCKIT 56060	Reparo para I.E – Renault 19 S – single point – sistema Magnetti Marelli – c/ baquelite							

							
11066	11084	56053 NA	56055 NA	ORI 014	ORI 2109	ORI 2116	SCBQ 1006
SCKIT 56070	Reparo para I.E – Renault Twingo - sistema Magnetti Marelli – c/ baquelite – single point 1.2						




















						
56052 NA	56057 NA	ORI 107	ORI 2109	ORI 2117	ORING 6169	SCBQ 2003
56080 NA	Jogo para I.E – Renault Clio – sistema Bosch single point 1.6 / 19 RN / Clio RL / RT / RN					

				
11066	11084	56052 NA	56054 NA	56056 NA
				
56057 NA	ORI 014	ORI 019	ORI 2116	SCBQ 1006
SCKIT 56090	Reparo para I.E - Renault Clio- sist. Magnetti Marelli - c/ baquelite - s. point 1.6 / 19 RN / Clio RL / RT / RN			

	
56120 KTBO	56130 KTBO
KIT DE JUNTAS DA INJEÇÃO ELETRÔNICA RENAULT /	KIT DE JUNTAS DA INJEÇÃO ELETRÔNICA RENAULT 1.6 16V





					
56140 KTBO	56150 KTBO				
KIT DE JUNTAS DA INJEÇÃO ELETRÔNICA RENAULT	KIT DE JUNTAS DA INJEÇÃO ELETRÔNICA RENAULT				



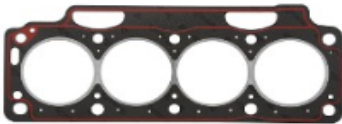
DIVERSAS

 15063 PAK	 15064 PAK	 15070 KTBO	 15147 FA
GAXETA DE ESCAPE: CLIO 1.0/6 00/ DI 47MM	GAXETA DE ESCAPE: R 19 1.6 TDS - DI 53MM	JOGO DE ORINGS DO MOTOR CLIO 1.0 8/16V	ANEL DO BUJÃO DO CARTER: RENAULT/ZETEC/PEUG/CITR-ANEL
 15147 CA	 15170 SI	 15171 SI	 15324 F
ANEL DO BUJÃO DO CARTER: RENAULT/ZETEC/PEUG/CITR-	ANEL DA INJEÇÃO ELETRÔNICA: SCENC/CLIO 1.6 16V	ANEL DA INJ ELET SCENC/CLIO 1.6 16V GROSSO	JUNTA DE ESCAPE RENAULT: 2.0 16V OVAL
 15401-SC	15406 JRSC 		
JUNTA DO CABEÇOTE DO LAGUNA - VOLVO: S40/V40 1.8/2.0 16V 94/99 N7Q	JOGO DE JUNTA DO MOTOR DO LAGUNA - VOLVO: S40/V40 1.8/2.0 16V 94/99 N7Q		
 15416 NA	 15419 NA	15808 JRRV 	
JUNTA DO CARTER DO LAGUNA - VOLVO: S40/V40 1.8/2.0 16V	JUNTA DA ADMISSÃO DO LAGUNA - VOLVO: S40/V40	JOGO DE JUNTAS SUPERIOR CLIO/R19 1.8 16V - 91/97 - F7P	
 15463 PAK	 15623 F	 15663 PAK	 15664 PAK
GAXETA DE ESCAPE DO LAGUNA 2.0 8V	JUNTA DO ESCAPE SCENIC 2.0 16V	GAXETA DE ESCAPE DO : SANDERO / LOGAN : 1.0 / 1.6	GAXETA DE ESCAPE DO : CLIO 1.6 8V ARGENTINO / TWINGO 1.3 8V : /99
 15002 SC	 15381 DI		
JTA CAB SANDERO/LOGAN: 16/ KWID 17/1.0 12V 3C 16/	DIAFRAGMA DA TAMPA DE VÁLVULAS LAGUNA / SCENIC		



DIVERSAS

			
15665 PAK	15720 PAK	15763 PAK	15835 BO
GAXETA DE ESCAPE : RENAULT 19 / RN	JUNTA DO COLETOR DE ESCAPE DO RENAULT R19 1.7	GAXETA DE ESCAPE RENAULT 19 1.8 73,5X88,5X12	JUNTA SUPORTE DO FILTRO MASTER 2.5 16V 05/ MTR G9U

			
15836 BO	16104 NA	80521 CC	15830 KTBO
JUNTA SUPORTE DO FILTRO MASTER 2.5 16V 05/ MTR G9U	JOGO DE JUNTAS DA CAIXA TRAFFIC 1.4 / 2.0 / 2.2 8V GAS	JUNTA DO COLETOR DE ESCAPE DO VOLVO V40/S40/LAGUNA 2.0 N7Q	KIT DE JUNTAS DA BOMBA D'AGUA DA MASTER 25 16V 05/ N7Q

		
16916 CB	09324 BO	15701 SC
JOGO DE JUNTAS DO CARTER DO GORDINI /	JUNTA DA TAMPA DE VÁLVULAS CAPTIVA 3.2/3,6	JUNTA DO CABEÇOTE DO RENAULT R19 1.7L 4C

	56050 IE-ADM
16901 SC	 56081 B  56082 B  ORI 203  ORI 2116  ORI 2117
JUNTA DO CABEÇOTE DO GORDINI 4L/F - DAUPHINE 60/64 4 C	JOGO DE JUNTAS DA INJEÇÃO ELETRÔNICA DOCLIO 1.6 16V 00/ - C/ ADMISSÃO E GRAMPO 

	
31002 SC	31601 SC
JUNTA DO CABEÇOTE VOLVO 2,5 5C 91/ - 850T 2.0/2.3 20V	JUNTA DO CABEÇOTE VOLVO S60T/70/80 C70 2.4 20V