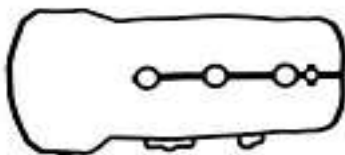


1.0 12V 4C - MARCH / VERSA : 06/ - MTR HR10DE - FLEX

19408-JGCB	JG JTA MTR S/ CAB	19408-JGRS	JG RETIF MTR S/ CAB
19408-JGSC	JG JTA MTR C/ CAB DE FIBRA	19408-JGRV	JG RETIF MTR C/ CAB DE FIBRA
19408-JGML	JG JTA MTR C/ CAB DE CHAPA	19408-JGRM	JG RETIF MTR C/ CAB DE CHAPA
19408-JRSC	JG JTA MTR C/ CAB DE FIBRA E C/ RET	19408-JRRV	JG RETIF MTR C/ CAB DE FIBRA E RET
19408-JRML	JG JTA MTR C/ CAB DE CHAPA E C/ RET	19408-JRRM	JG RETIF MTR C/ CAB DE CHAPA E RET



19403 SC
19403 MLS



19425 BO
JUNTA DA TAMPA DE VÁLVULAS



19424 F
JUNTA DO COLETOR DE ESCAPE



19418 JGBO
JUNTA DA ADMISSÃO



19478 BO
JUNTA DO CORPO DE BORBOLETA

JG JTA RETIFICAÇÃO



19431 MLS
JUNTA DA BOMBA D'AGUA



19437 MLS

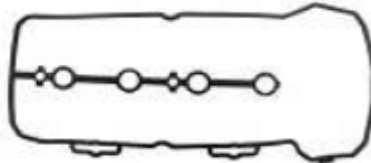
XXXXX-KP
KIT PARAFUSOS DO CABEÇOTE

1.6 16V 4C - LIVINA 08/ - TIIDA 05/ - VERSA 06/ - MARCH 08/ - KICKS 15/ - MTR HR16DE - FLEX

19407-JGCB	JG JTA MTR S/ CAB	19407-JGRS	JG RETIF MTR S/ CAB
19407-JGSC	JG JTA MTR C/ CAB DE FIBRA	19407-JGRV	JG RETIF MTR C/ CAB DE FIBRA
19407-JGML	JG JTA MTR C/ CAB DE CHAPA	19407-JGRM	JG RETIF MTR C/ CAB DE CHAPA
19407-JRSC	JG JTA MTR C/ CAB DE FIBRA E C/ RET	19407-JRRV	JG RETIF MTR C/ CAB DE FIBRA E RET
19407-JRML	JG JTA MTR C/ CAB DE CHAPA E C/ RET	19407-JRRM	JG RETIF MTR C/ CAB DE CHAPA E RET



19402 SC - 1,2 MM CIL. 78,5 MM
19402 MLS - 0,7 MM - CIL. 78,5 MM



19427 BO
JTA DA TAMPA DE VÁLVULAS



19423 F
19423 MLS
JTA DO COLETOR DE ESCAPE



19419 BO
JTA ADMISSÃO



19463 PAK
GAXETA DE



19464 PAK
GAXETA DE



19407 KTBO
KIT DE BORRACHAS DO MOTOR

JG JTA RETIFICAÇÃO



19437 NA
JTA



261218
ANEL DO BUJÃO
DO CARTER



19431 NA
JTA BBA D'GUA

19407-KP KIT PARAFUSOS DO CABEÇOTE

19407-KTRT KIT DE RETENORES DO MOTOR

RET VALV-04X8,8X11,4



1250060

RET VIRABREQUIM DIANT.

40X52X07



1150260

RET VIRABREQUIM TRAS.

84X117X8,5



1150260

NISSAN / RENAULT

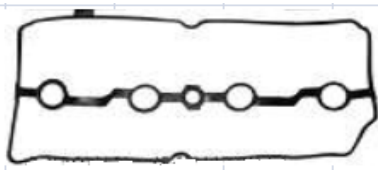
1.8 / 2.0 16V 4C - NISSAN - SENTRA / TIIDA: 06/ - VERSA / LIVINA 08/ - MTR MR18DE / MR20DE / M4R - FLEX

1.8 / 2.0 16V 4C - RENAULT - FLUENCE 08/ - MTR MR20DE / M4R - FLEX

19406-JGCB	JG JTA MTR S/ CAB	19406-JGRS	JG RETIF MTR S/ CAB
19406-JGSC	JG JTA MTR C/ CAB DE FIBRA	19406-JGRV	JG RETIF MTR C/ CAB DE FIBRA
19406-JGML	JG JTA MTR C/ CAB DE CHAPA	19406-JGRM	JG RETIF MTR C/ CAB DE CHAPA
19406-JRSC	JG JTA MTR C/ CAB DE FIBRA E C/ RET	19406-JRRV	JG RETIF MTR C/ CAB DE FIBRA E RET
19406-JRML	JG JTA MTR C/ CAB DE CHAPA E C/ RET	19406-JRRM	JG RETIF MTR C/ CAB DE CHAPA E RET



19401 SC - CIL. 85 MM
19401 MLS - CIL. 85 MM
JTA CABEÇOTE



19426 BO
JTA DA TAMPA DE VÁLVULAS



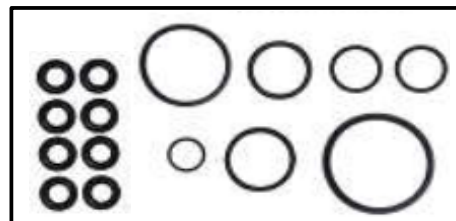
19421 F
JTA DO COLETOR DE ESCAPE



19420 BO
JTA ADMISSÃO



19478 BO
ANEL CORPO BORBOLETA



19406 KTBO - KIT DE BORRACHAS DO MOTOR

JG JTA RETIFICAÇÃO



19406 KTAR
KIT DE ARRUELAS DO



10433 BO
JTA



19431 NA
JTA



19437 NA

19406-KP
KIT PARAFUSOS DO CABEÇOTE

19406-KTRT
KIT DE RETENORES DO MOTOR

RET VALVULAS-5,5X11X10



1250112

RET COMANDO-35X50X08



1112456


RET VIRABREUIM TRAS.




80X96X7,5
1150177

2.5 8V 4C - FRONTIER D / PATHFINDER : D86 / TERRANO : 89/92 - MTR TD25TI - DIESEL


19005-JGCB	JG JTA MTR S/ CAB	19005-JGRS	JG RETIF MTR S/ CAB
19005-JGSC	JG JTA MTR C/ CAB DE FIBRA	19005-JGRV	JG RETIF MTR C/ CAB DE FIBRA
19005-JGML	JG JTA MTR C/ CAB DE CHAPA	19005-JGRM	JG RETIF MTR C/ CAB DE CHAPA
19005-JRSC	JG JTA MTR C/ CAB DE FIBRA E C/ RET	19005-JRRV	JG RETIF MTR C/ CAB DE FIBRA E RET
19005-JRML	JG JTA MTR C/ CAB DE CHAPA E C/ RET	19005-JRRM	JG RETIF MTR C/ CAB DE CHAPA E RET




19003 SC - CIL. 89 MM
19003 MLS - CIL. 89 MM
JTA CABEÇOTE



19020 NA
JTA DA ADMISSÃO




19027 BO - JTA DA TAMPA DE VÁLVULAS




19046 JGBO - JG DE BORR. DO PARAF. DA TV


19027 KTBO - KIT DE JTAS DA TV



19005 KTBO
KIT DE BORRACHAS DO MOTOR




19021 JGPAK
JTA DO COLETOR DE ESCAPE




19031 NA
JTA DA BASE
THERMOSTATO

19032 NA
JTA DO
THERMOSTATO

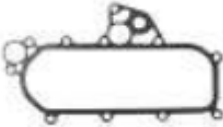
JG JTA RETIFICAÇÃO




19032 NA JTA DO MANCAL TRAS.
19033 NA JTA DA TAMPA CAM. D'AGUA
19034 NA JTA DA INSP. D. DISTRIB.
19033 NA JTA DA BBA D'AGUA
19033 NA JTA DO ACOPL. BBA INJETORA




19005 KTAR
KIT DE ARRUELAS DO MOTOR



19035 NA
JTA DO FILTRO DE ÓLEO



19029 NA
JTA DISTRIBUIÇÃO



19017 CB

XXXXX-KP
KIT PARAFUSOS DO CABEÇOTE

19005-KTRT
KIT DE RETENORES DO MOTOR

RET VALVULAS




RET VIRABREQUIM DIANT. **RET VIRABREQUIM TRAS.**




2.5 16V 4C - FRONTIER D 09/12 - PATHFINDER D 05/12 - TURBO DIESEL - MTR YD25DDTI - DIESEL

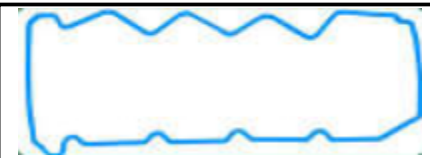
19505-JGCB	JG JTA MTR S/ CAB	19505-JGRS	JG RETIF MTR S/ CAB
19505-JGSC	JG JTA MTR C/ CAB DE FIBRA	19505-JGRV	JG RETIF MTR C/ CAB DE FIBRA
19505-JGML	JG JTA MTR C/ CAB DE CHAPA	19505-JGRM	JG RETIF MTR C/ CAB DE CHAPA
19505-JRSC	JG JTA MTR C/ CAB DE FIBRA E C/ RET	19505-JRRV	JG RETIF MTR C/ CAB DE FIBRA E RET
19505-JRML	JG JTA MTR C/ CAB DE CHAPA E C/ RET	19505-JRRM	JG RETIF MTR C/ CAB DE CHAPA E RET




19501 SC-1M - 1,2 MM - CIL. 89 MM
19501 SC-2M - 1,6 MM - CIL. 89 MM
19501 MLS-1M - 0,85 MM - CIL. 89 MM
19501 MLS-2M - 0,90 MM - CIL. 89 MM
19501 MLS-3M - 0,92 MM - CIL. 89 MM
19501 MLS-4M - 0,95 MM - CIL. 89 MM
19501 MLS-5M - 0,97 MM - CIL. 89 MM
19501 MLS-6M - 1,00 MM - CIL. 89 MM
 ITA CABECOTE




19518 PAK
JTA DA ADMISSÃO



19526 BO - JTA DA TAMPA DE VÁLVULAS




19546 JGBO - JG DE CÔNICOS DO BICO INJETOR TA

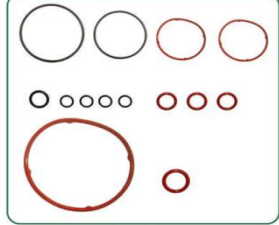


19545 JGBO - JG VEDADORES DO BICO INJETOR

19526 KTBO - KIT DE JUNTAS DA TAMPA DE VÁLVULAS




19521 F
JTA. DO COLETOR DE ESCAPE




19505 KTBO
KIT DE BORRACHAS DO MOTOR


JG JTA RETIFICAÇÃO




19531 NA JTA **19533 NA** JTA **19532 NA** JTA **19534 NA** JTA **19535 NA** JTA **19537 NA** JTA



19544 NA JTA **19530 NA** JTA **19538 NA** JTA **19536 NA** JTA



19541 NA **19538 NA** **19528 BO** JTA TPA DISTRIBUIÇÃO **19517 NA** JTA DO SUB CARTER **19516 NA**



19505 KTAR
KIT DE ARRUELAS DO MOTOR

19505-KP
KIT PARAFUSOS DO CABEÇOTE

19505-KTRT
KIT DE RETENTORES DO MOTOR

RET VALV-05X9,7X11,5



1256003

RET VIRABREQUIM DIANT.

50X60X07



1150063

RET VIRABREQUIM TRAS.

84X104X8,5



1156003

2.5 16V 4C - FRONTIER D / PATHFINDER D 13/ - TURBO DIESEL - MTR YO25ETI - DIESEL


19506-JGCB	JG JTA MTR S/ CAB	19506-JGRS	JG RETIF MTR S/ CAB
19506-JGSC	JG JTA MTR C/ CAB DE FIBRA	19506-JGRV	JG RETIF MTR C/ CAB DE FIBRA
19506-JGML	JG JTA MTR C/ CAB DE CHAPA	19506-JGRM	JG RETIF MTR C/ CAB DE CHAPA
19506-JRSC	JG JTA MTR C/ CAB DE FIBRA E C/ RET	19506-JRRV	JG RETIF MTR C/ CAB DE FIBRA E RET
19506-JRML	JG JTA MTR C/ CAB DE CHAPA E C/ RET	19506-JRRM	JG RETIF MTR C/ CAB DE CHAPA E RET



- 19502 SC-1M - 1,2 MM - CIL. 89 MM
- 19502 SC-2M - 1,6 MM - CIL. 89 MM
- 19502 MLS-1M - 0,85 MM - CIL. 89 MM
- 19502 MLS-2M - 0,90 MM - CIL. 89 MM
- 19502 MLS-3M - 0,92 MM - CIL. 89 MM
- 19502 MLS-4M - 0,95 MM - CIL. 89 MM
- 19502 MLS-5M - 0,97 MM - CIL. 89 MM
- 19502 MLS-6M - 1,00 MM - CIL. 89 MM



19519 PAK



19527 BO - JTA DA TAMPA DE VÁLVULAS



19546 JGBO - JG DE CÔNICOS DO BICO INJETOR TA

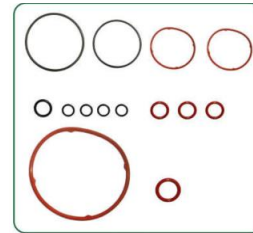


19545 JGBO - JG VEDADORES DO BICO INJETOR

19527 KTBO - KIT DE JUNTAS DA TAMPA DE VÁLVULAS



19521 F
JTA. DO COLETOR DE ESCAPE



19505 KTBO
KIT DE BORRACHAS DO MOTOR

JG JTA RETIFICAÇÃO



19531 NA
JTA



19533 NA
JTA



19532 NA
JTA



19534 NA
JTA



19535 NA
JTA



19537 NA
JTA



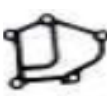
19505 KTAR
KIT DE ARRUELAS DO MOTOR



19544 NA
JTA



19530 NA
JTA



19538 NA
JTA



19536 NA
JTA



19541 NA




19538 NA



19528 BO
JTA TPA DISTRIBUIÇÃO



19517 NA
JTA DO SUB CARTER



19516 NA

19505-KP KIT PARAFUSOS DO CABEÇOTE

19505-KTRT KIT DE RETENTORES DO MOTOR

RET VALV-05X9,7X11,5



1256003

RET VIRABREQUIM DIANT.

50X60X07



1150063

RET VIRABREQUIM TRAS.


84X104X8,5




1156003

2.7 8V 4C - FRONTIER D / PATHFINDER : D86 / TERRANO : 89/92 - MTR TD27 - DIESEL


19006-JGCB	JG JTA MTR S/ CAB	19006-JGRS	JG RETIF MTR S/ CAB
19006-JGSC	JG JTA MTR C/ CAB DE FIBRA	19006-JGRV	JG RETIF MTR C/ CAB DE FIBRA
19006-JGML	JG JTA MTR C/ CAB DE CHAPA	19006-JGRM	JG RETIF MTR C/ CAB DE CHAPA
19006-JRSC	JG JTA MTR C/ CAB DE FIBRA E C/ RET	19006-JRRV	JG RETIF MTR C/ CAB DE FIBRA E RET
19006-JRML	JG JTA MTR C/ CAB DE CHAPA E C/ RET	19006-JRRM	JG RETIF MTR C/ CAB DE CHAPA E RET



19001 SC - CIL. 97,5 MM
19001 MLS - CIL. 97,5 MM
JTA CABEÇOTE




19027 BO - JTA DA TAMPA DE VÁLVULAS




19046 JGBO - JG DE BORR. DO PARAF. DA T V


19027 KTBO - KIT DE JTAS DA T V




19021 JGPAK
JTA DO COLETOR DE ESCAPE



19020 NA
JTA DA ADMISSÃO




19005 KTBO
KIT DE BORRACHAS DO MOTOR



19031 NA
JTA DA BASE
THERMOSTATO

19032 NA
JTA DO
THERMOSTATO

JG JTA RETIFICAÇÃO



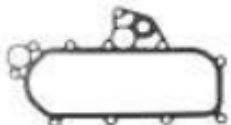
19032 NA
JTA DO MANCAL
TRAS.

19033 NA
JTA DA TAMPA
CAM. D'AGUA


19034 NA
JTA DA INSP. D,
DISTRIB.

19033 NA
JTA DA BBA
D'AGUA


19033 NA
JTA DO ACOPL.
BBA INJETORA



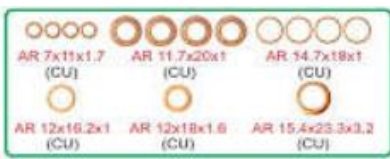
19035 NA
JTA DO FILTRO DE ÓLEO



19029 NA
JTA DISTRIBUIÇÃO



19017 CB



19005 KTAR
KIT DE ARRUELAS DO MOTOR

XXXXX-KP
KIT PARAFUSOS DO CABEÇOTE

19005-KTRT
KIT DE RETENORES DO MOTOR

RET VALVULAS



RET VIRABREQUIM DIANT. **RET VIRABREQUIM TRAS.**



3.0 16V V6 - PATHFINDER 87/ - MTR VG30E - GAS

19106-JGCB	JG JTA MTR S/ CAB	19106-JGRS	JG RETIF MTR S/ CAB
19106-JGSC	JG JTA MTR C/ CAB DE FIBRA	19106-JGRV	JG RETIF MTR C/ CAB DE FIBRA
19106-JRSC	JG JTA MTR C/ CAB DE FIBRA E C/ RET	19106-JRRV	JG RETIF MTR C/ CAB DE FIBRA E RET

19102 SC - CIL. 88 MM
JTA CABEÇOTE

19120 MLS
JTA DA ADMISSÃO

19119 JGMLS
JTA DA ADMISSÃO

19126 JGBO
JTA DA TAMPA DE VÁLVULAS

19122 JGPAK
JTA DO ESCAPE

19131 NA
JTA

19132 JGNA
JTA

19121KTPAK
JTA DO COLETOR DE ESCAPE

19106 KTBO
KIT DE BORRACHAS DO MOTOR

19133 NA
JTA

19134 NA
JTA

19135 NA
JTA

19140 KTNA
KIT DE JUNTAS

19141 NA
JTA

19144 NA
JTA

JG JTA RETIFICAÇÃO

19129 NA
JTA TD / BBA. DE ÓLEO

19143 NA
JTA DO MANCAL TRASEIRO

19116 BO

XXXXX-KP
KIT PARAFUSOS DO CABEÇOTE

19106-KTRT
KIT DE RETENORES DO MOTOR

RET VALVULAS

ESCAPE **ADMISSÃO**

1250112

RET VIRABREQUIM DIANT.
33X47X08

RET COMANDO-34X48X07

1150108

RET VIRABREQUIM TRAS.
84X104X11

1156003

3.2 8V 4C - FRONTIER D / PATHFINDER : D86 / TERRANO : 89/92 - MTR QD32 3.2 - DIESEL

19007-JGCB	JG JTA MTR S/ CAB	19007-JGRS	JG RETIF MTR S/ CAB
19007-JGSC	JG JTA MTR C/ CAB DE FIBRA	19007-JGRV	JG RETIF MTR C/ CAB DE FIBRA
19007-JGML	JG JTA MTR C/ CAB DE CHAPA	19007-JGRM	JG RETIF MTR C/ CAB DE CHAPA
19007-JRSC	JG JTA MTR C/ CAB DE FIBRA E C/ RET	19007-JRRV	JG RETIF MTR C/ CAB DE FIBRA E RET
19007-JRML	JG JTA MTR C/ CAB DE CHAPA E C/ RET	19007-JRRM	JG RETIF MTR C/ CAB DE CHAPA E RET



19004 SC - CIL.100 MM
19004 MLS - CIL. 100 MM
JTA CABEÇOTE



19027 BO - JTA DA TAMPA DE VÁLVULAS




19046 JGBO - JG DE BORR. DO PARAF. DA TV



19021 JGPAK
JTA DO COLETOR DE ESCAPE



19020 NA
JTA DA ADMISSÃO



19005 KTBO
KIT DE BORRACHAS DO MOTOR



19031 NA
JTA DA BASE
THERMOSTATO



19032 NA
JTA DO
THERMOSTATO

JG JTA RETIFICAÇÃO



19032 NA
JTA DO MANCAL
TRAS.



19033 NA
JTA DA TAMPA
CAM. D'AGUA



19034 NA
JTA DA INSP. D.
DISTRIB.




19033 NA
JTA DA BBA
D'AGUA



19033 NA
JTA DO ACOPL.
BBA INJETORA



19005 KTAR
KIT DE ARRUELAS DO MOTOR



19035 NA
JTA DO FILTRO DE ÓLEO



19029 NA
JTA DISTRIBUIÇÃO



19017 CB

XXXXX-KP KIT PARAFUSOS DO CABEÇOTE

19005-KTRT KIT DE RETENORES DO MOTOR

RET VALVULAS



RET VIRABREQUIM DIANT.




RET VIRABREQUIM TRAS.




3.2 12V V6 - FRONTIER / X-TERRA / PATHFINDER - MTR VG33E - GAS


19107-JGCB	JG JTA MTR S/ CAB	19107-JGRS	JG RETIF MTR S/ CAB
19107-JGSC	JG JTA MTR C/ CAB DE FIBRA	19107-JGRV	JG RETIF MTR C/ CAB DE FIBRA
19107-JRSC	JG JTA MTR C/ CAB DE FIBRA E C/ RET	19107-JRRV	JG RETIF MTR C/ CAB DE FIBRA E RET




19101 SC - CIL. 92,5 MM
JTA CABEÇOTE




19120 MLS
JTA DA ADMISSÃO




19119 JGMLS
JTA DA ADMISSÃO




19126 JGBO
JTA DA TAMPA DE VÁLVULAS




19122 JGPAK
JTA DO ESCAPE




19131 NA
JTA




19132 JGNA
JTA




19106 KTBO
KIT DE BORRACHAS DO MOTOR




19133 NA
JTA




19134 NA
JTA




19135 NA
JTA



19140 KTNA
KIT DE JUNTAS




19141 NA
JTA




19144 NA
JTA


JG JTA RETIFICAÇÃO



19129 NA
JTA TD / BBA. DE ÓLEO



19143 NA
JTA DO MANCAL TRASEIRO














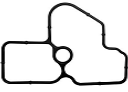
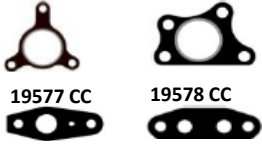

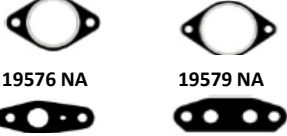




19116 BO

XXXXX-KP
KIT PARAFUSOS DO CABEÇOTE

19106-KTRT
KIT DE RETENORES DO MOTOR

<p>RET VALVULAS</p> <p>ESCAPE</p>  <p>1250112</p> <p>RET VIRABREQUIM DIANT.</p> <p>33X47X08</p> 	<p>ADMISSÃO</p>  <p>1150108</p> <p>RET VIRABREQUIM TRAS.</p> <p>84X104X11</p>  <p>1156003</p>	<p>RET COMANDO-34X48X07</p>  <p>1150108</p>
---	--	--

DIVERSAS

 <p>19001 MLS</p>	 <p>19002 MLS</p>	 <p>19016 JGBO</p>	 <p>19021 PAK</p>
<p>JUNTA DO CABEÇOTE DA FRONTIER / PATHFINDER 2.7 8V TD 86/ TD27 - 96MM</p>	<p>JUNTA DO CABEÇOTE DA FRONTIER/PATHFINDER 2.7/3.0 8V TD27 97,5MM</p>	<p>JUNTA DO CARTER DA PANTHINDER/FRONT/XTER 96/04 3.3V6 95 VG33E - PAR</p>	<p>JUNTA DO COLETOR DE ESCAPE DA NISSAN FORKLIFT 2.0 8V 65/82 H20</p>
 <p>19026 KTBO</p>	 <p>19026 CB</p>	 <p>19102 MLS</p>	 <p>19301 SC</p>
<p>JUNTA DA TAMPA DE VALVULAS DA PANTHINDER/FRONT/XTER 96/04 3.3V6 95 VG33E - PAR</p>	<p>JUNTA DA TAMPA VÁLVULAS DA NISSAN FORKLIFT 2.0/2.5 8V H20/H20 II/H25 65/82</p>	<p>JUNTA DO CABEÇOTE DA MAXIMA / PANTHINDER</p>	<p>JTA CAB FORKLIFT 2.5 DIESEL EMPILHADEIRA 93 MM - 1,25 MM -</p>
 <p>19302 SC</p>	 <p>19303 SC</p>	<p>19406 JRRV</p> 	
<p>JUNTA DO CABEÇOTE DA NISSAN FORKLIFT 83/...H20 II</p>	<p>JUNTA DO CABEÇOTE DA HYSTER MTR NISSAN H20 EMPILHADEIRA 89MM</p>	<p>JOGO DE JUNTAS DO MOTOR LIVINA/TIIDA 1.6 16V 08/</p>	
 <p>19430 BO</p>	 <p>19577 CC 19578 CC 19574 NA 19575 NA 92286 FF</p>	 <p>19577 CC 19578 CC 92186 FF</p>	 <p>19576 NA 19579 NA 19574 NA 19575 NA</p>
<p>JUNTA DA BOMBA D'AGUA LINIVA/TIIDA/SENTRA/FLUENCE 1.8/2.0 16V 06/</p>	<p>JG JTAS TURBINA FRONTIER 2.5 16V-190 CV-GT2056V</p>	<p>JOGO DE JUNTAS DA TURBINA FRONTIER 2.5 16V - 190 CV GT2056V - 6 PÇS</p>	
 <p>19601 SC</p>	 <p>19577 CC</p>	 <p>19578 CC</p>	 <p>19304 FF</p>
<p>JTA CAB SENTRA / X-TRAIL / ALTIMA : 2.5 16V - MOTOR</p>	<p>JUNTAS DA TURBINA FRONTIER 2.5 16V - 190 CV GT2056V - 3 PARAFUSOS</p>	<p>JUNTAS DA TURBINA FRONTIER 2.5 16V - 190 CV GT2056V - 4 PARAFUSOS</p>	<p>JUNTA DO CABEÇOTE FRONTIER 2.5 TD 01/ 96 MM - TD25</p>