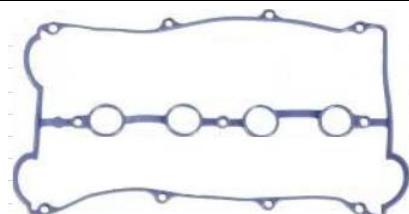


1.6 16V 4C - MX-3 / MX-5 / XEDOS - MOTOR B6ZE - GAS

35007-JGCB	JG JTA MTR S/ CAB	35007-JGRS	JG RETIF MTR S/ CAB
35007-JGSC	JG JTA MTR C/ CAB DE FIBRA	35007-JGRV	JG RETIF MTR C/ CAB DE FIBRA
35007-JRSC	JG JTA MTR C/ CAB DE FIBRA E C/ RET	35007-JRRV	JG RETIF MTR C/ CAB DE FIBRA E RET



35002 SC
JTA CABEÇOTE



35026 BO




35021MLS
JTA DO COLETOR DE ESCAPE



35019 NA - JTA ADMISSÃO INTERNA



35020 NA
JTA ADMISSÃO



35007 KTBO
KIT DE BORRACHAS DO MOTOR

JG JTA RETIFICAÇÃO



35033 NA
JTA



35034 NA
JTA



35030 NA
JTA BBA D'AGUA



35036 NA
JTA



35016 KTBO

XXXXX-KP
KIT PARAFUSOS DO CABEÇOTE

35007-KTRT

KIT DE RETENORES DO MOTOR

RET VALVULAS



RET COMANDO-34X48X07



RET VIRABREQUIM DIANT.

36,5X50,5X07



RET VIRABREQUIM TRAS.

83X100X09



2.0 16V 4C - 626 / MX-6 - MOTOR FP - GAS

35207-JGCB	JG JTA MTR S/ CAB	35207-JGRS	JG RETIF MTR S/ CAB
35207-JGSC	JG JTA MTR C/ CAB DE FIBRA	35207-JGRV	JG RETIF MTR C/ CAB DE FIBRA
35207-JGML	JG JTA MTR C/ CAB DE CHAPA	35207-JGRM	JG RETIF MTR C/ CAB DE CHAPA
35207-JRSC	JG JTA MTR C/ CAB DE FIBRA E C/ RET	35207-JRRV	JG RETIF MTR C/ CAB DE FIBRA E RET
35207-JRML	JG JTA MTR C/ CAB DE CHAPA E C/ RET	35207-JRRM	JG RETIF MTR C/ CAB DE CHAPA E RET

35202 SC
35202 MLS
JTA CABEÇOTE

35225 BO
JTA DA TAMPA DE VÁLVULAS

35221 PAK

35220 NA
JTA ADMISSÃO

35236 NA
JTA

35207 KTBO
KIT DE BORRACHAS DO MOTOR

JG JTA RETIFICAÇÃO

35230 NA
JTA BBA AGUA

35233 NA
JTA

35234 NA
JTA

XXXXX-KP
KIT PARAFUSOS DO CABEÇOTE

35207-KTRT
KIT DE RETENORES DO MOTOR

RET VALVULAS

RET COMANDO

RET VIRABREQUIM DIANT.


90X104X11

RET VIRABREQUIM TRAS.

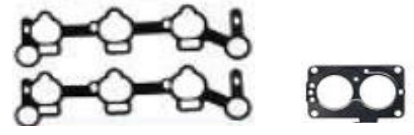
89X109X09

3.0 18V V6 - MPV - MOTOR SOHC - GAS

35306-JGCB	JG JTA MTR S/ CAB	35306-JGRS	JG RETIF MTR S/ CAB
35306-JGML	JG JTA MTR C/ CAB DE CHAPA	35306-JGRM	JG RETIF MTR C/ CAB DE CHAPA
35306-JRML	JG JTA MTR C/ CAB DE CHAPA E C/ RET	35306-JRRM	JG RETIF MTR C/ CAB DE CHAPA E RET




35301 MLS - CIL 91,5 MM
JTA CABEÇOTE




35320 JGMLS
JTA ADMISSÃO

35352 MLS
JTA



35319 JGNA - JTA


35347 MLS-JTA



35326 BO - JTA TPA. DE VÁLVULAS


91346 JGBO-G BORR. PARAF TV(4X)

35326 KTBO - KIT JTAS TPA. VÁLVULAS




35321 KTMLS
JTA DO COLETOR DO ESCAPE

35306 KTBO
KIT DE BORRACHAS DO MOTOR




35383 MLS-JTA

35388 MLS-JTA




35387 MLS-JTA

35385 MLS-JTA



35377 MLS-JTA

35389 MLS-JTA




35382 MLS-JTA


35384 MLS-JTA

35386 CV - KIT DE JTAS DA TURBINA


JG JTA RETIFICAÇÃO




353348 BO




35349 MLS



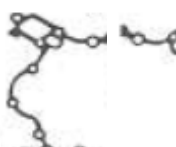
35344 NA
JTA




35330 NA
JTA




35343 NA
JTA



35328 NA
JTA



35329 NA
JTA



35316 NA
JTA CARTER

XXXXX-KP
KIT PARAFUSOS DO CABEÇOTE

35306-KTRT
KIT DE RETENORES DO MOTOR

RET VALVULAS




RET VIRABREQUIM DIANT.
43X55X06









RET POLIA-35,5X49,3X10/11



RET VIRABREQUIM TRASEIRO
75X93X09



DIVERSAS

 <p>35603 SC</p>	 <p>35601 SC</p>	 <p>35006 JRRV</p>	
<p>JUNTA DO CABEÇOTE EMPILHADEIRA HYSTER MAZDA/SPORT 2.0 / F2 2.2 8V MOTOR FE - DIESEL</p>	<p>JUNTA DO CABEÇOTE MAZDA T3000 DIESEL 3.0 81/84 - HA</p>	<p>JOGO DE JUNTAS SUPERIOR MX3 91/93 - 323 89/94 1.6 16V SOHC MTR B6</p>	
 <p>35126 BO</p>	 <p>35204 SC</p>	 <p>35226 CB</p>	
<p>JUNTA DA TAMPA DE VÁLVULAS - 626-MX6 1.8/2.0 16V 92/97 - MTR FS01-10-235</p>	<p>JUNTA DO CABEÇOTE 626 / CAPELA / E1600 / PICK UP 1.6 8V 78/84 MOTOR NA</p>	<p>JTA TPA DE VÁLVULAS 626 / CAPELA /E1600 / PICK UP 1.6 8V 78/84 MOTOR NA</p>	